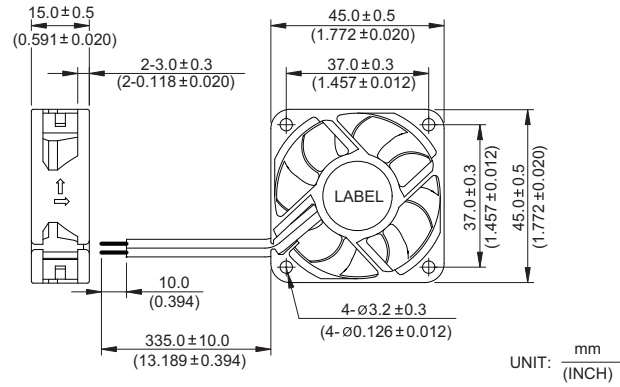


New



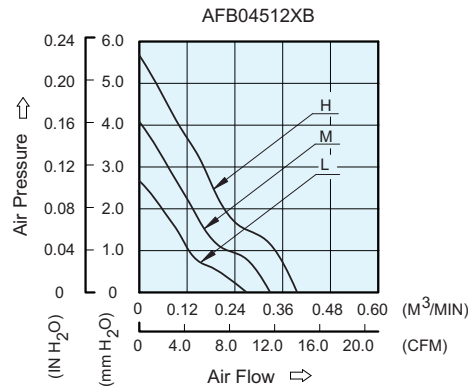
AFB 45 x 45 x 15 MM SERIES

DIMENSIONS DRAWING



- * Bearing Type
Ball Bearings
- * Material
Impeller & Frame : Plastic(UL 94V-0)
- * Lead Wires :
UL 1007 AWG #24 OR Equivalent
Red Wire Positive(+)
Black Wire Negative(-)
- * Weight : 17 g (0.60 OZ)

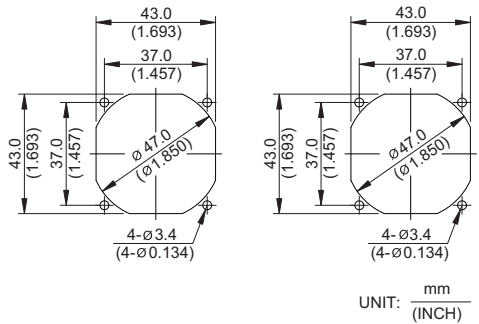
P & Q CURVE (AT RATED VOLTAGE)



MOUNTING PANEL CUTOUT

OUTLET SIDE

INLET SIDE



MODEL		Rated Voltage	Operating Voltage Range	Rated Current	Rated Input Power	Speed	Maximum Air Flow		Maximum Air Pressure		Noise
PART NO.	FUNCTION	VDC	VDC	Amp	Watt	R.P.M.	m ³ /min	CFM	mmH ₂ O	IN H ₂ O	dB-A
AFB04512LB	-R00 / -F00	12	5.0 to 13.8	0.09	1.08	4300	0.268	9.48	2.65	0.104	23.5
AFB04512MB	-R00 / -F00	12	5.0 to 13.8	0.10	1.20	5300	0.328	11.59	4.07	0.160	29.0
AFB04512HB	-R00 / -F00	12	5.0 to 13.8	0.14	1.68	6300	0.396	14.00	5.66	0.223	33.5

* Rib type only
 * The max. air flow and the speed are measured in free air ; max. air pressure is measured at zero air flow.
 * Noise is measured in anechoic chamber in free air, one meter from intake side.
 * All readings are typical values at rated voltage.
 * Specifications are subject to change without notice.